




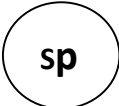
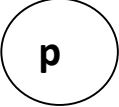







Our Class Feedback

	Work which demonstrates that a pupil has demonstrated a particular skill or achieved the intended outcome.
	Work which demonstrates that a pupil has not yet achieved the intended outcome or skill and requires further support.
	A teacher or teaching assistant has spoken to the child about their work with a brief note to show what the area of need was. Eg In the big write -this would inform next steps Eg in Maths -to show the child needed support with a particular question.
	Improvement area: KS1 -may be used as a reminder for the teacher as a focus for future planning if necessary. KS2 - Used in the review feedback with a written comment for pupils to respond to. This is not necessary if immediate feedback has already been completed.
	KS1- A circle to indicate missing punctuation or an incorrect letter case.
	KS1 and LKS2- There is a spelling that needs correcting and written out three times at end of work. No more than three spellings corrected.
	LKS2- There is an error with punctuation, which needs to be found and corrected with red pen.
	UKS2 There is an error which needs to be found and corrected with red pen.
	KS2 To indicate where a new paragraph should begin.
	To indicate an achievement. To indicate a correct answer in Maths.
	To indicate impressive element of writing.
	Incorrect answer in Maths. Work needs correcting.

Our Class Feedback